








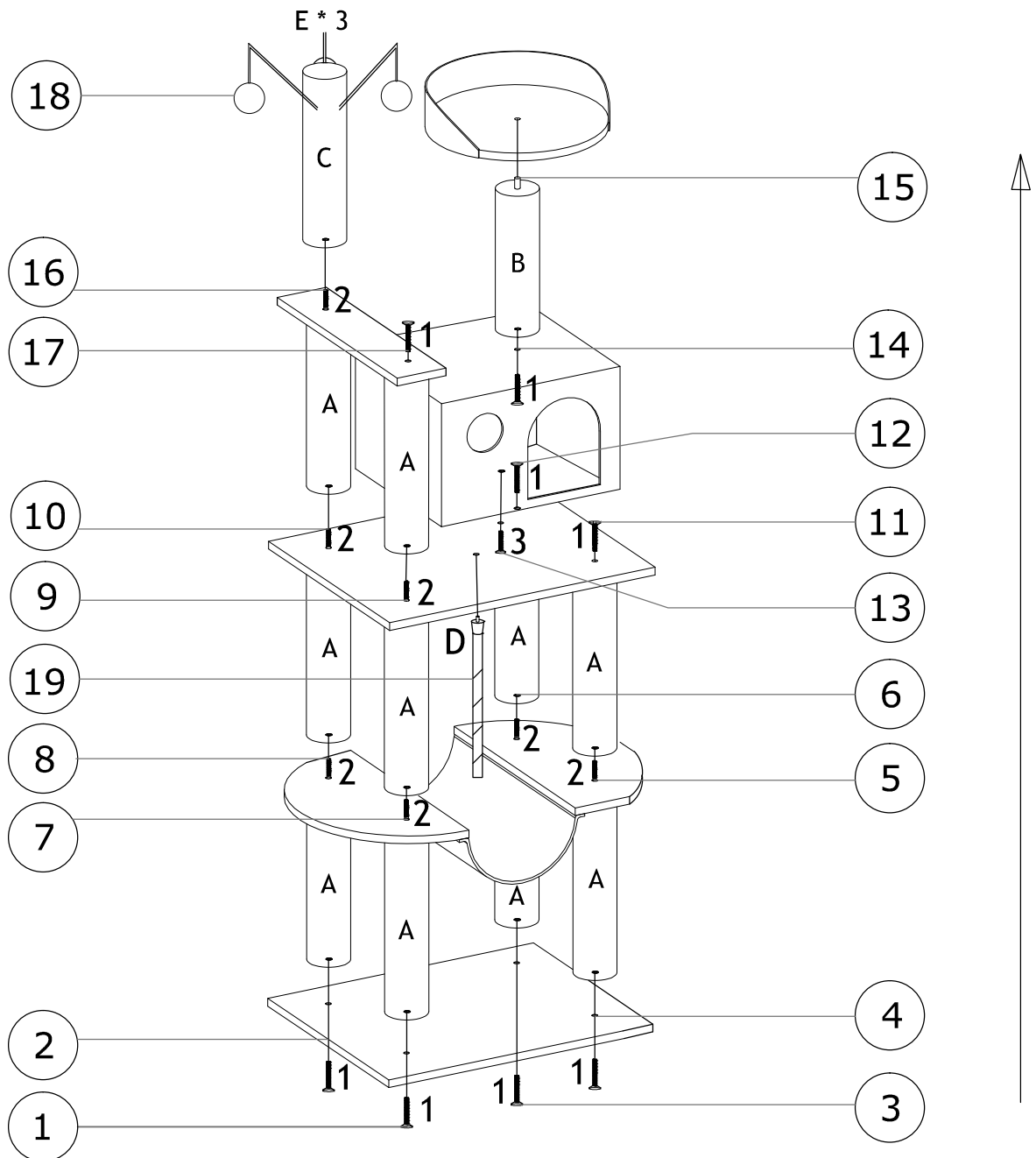


Teile / Parts List

1	2	3	4	A	B	C	D	E
								
M8*50mm 8 PCS	M8*80mm 7 PCS	M8*35mm 1 PC	1 PC	8.0*40cm 10 PCS	8.0*40cm 1 PC	8.0*40cm 1 PC	1.5*40cm 1 PC	3 PCS



Bitte halten Sie die Reihenfolge der Arbeitsschritte 1, 2, 3, ... von der Skizze ein.

Pls follow the sequence of the workflow 1, 2, 3, ... as you can see on the draft.